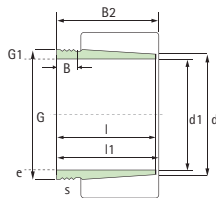


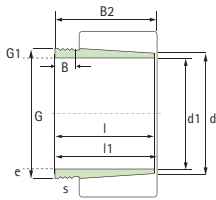
Abziehhülsen / Withdrawal sleeves

Artikelnr. Bearing No	Wellen-Ø Shaft-Ø	Dimensionen / Principal Dimensions								Gewicht kg Weight kg	Demontagemutter Dismantling Nut	Sicherungsmutter Lock Nut	Sicherungsblech Tab Washer
		d	l	l1	G	B	G1	e	s				
Serie AH / Series AH													
AH 320	95	100	59	63	M 115x2	10				0,66	KM 23	KM 19	MB 19
AHX 320	95	100	59	63	M 110x2	10				0,60	KM 22	KM 19	MB 19
AHX 3120	95	100	64	68	M 110x2	11				0,65	KM 22	KM 19	MB 19
AHX 3220	95	100	73	77	M 110x2	11				0,77	KM 22	KM 19	MB 19
AH 2320	95	100	90	94	M 120X2	15				1,23	KM 24	KM 19	MB 19
AHX 2320	95	100	90	94	M 110x2	16				1,00	KM 22	KM 19	MB 19
AH 322	100	110	63	67	M 130x2	12				1,26	KM 26	KM 20	MB 20
AH 3122	100	110	68	72	M 125x2	11				1,28	KM 25	KM 20	MB 20
AH 2322	100	110	98	102	M 130x2	16				2,11	KM 26	KM 20	MB 20
AHX 322	105	110	63	67	M 120X2	12				0,66	KM 24	KM 21	MB 21
AHX 3122	105	110	68	72	M 120X2	11				0,76	KM 24	KM 21	MB 21
AHX 3222	105	110	82	86	M 125x2	11				1,00	KM 25	KM 21	MB 21
AHX 3222 G	105	110	82	86	M 120X2	11				1,00	KM 24	KM 21	MB 21
AHX 2322	105	110	98	102	M 125x2	16				1,35	KM 25	KM 21	MB 21
AHX 2322 G	105	110	98	102	M 120X2	16				1,26	KM 24	KM 21	MB 21
AH 24122	105	110	82	91	M 115x2	13				0,73	KM 23	KM 21	MB 21
AH 3024	110	120	60	64	M 130x2	13				1,15	KM 26	KM 22	MB 22
AH 3124	110	120	75	79	M 140x2	12				1,67	KM 28	KM 22	MB 22
AH 2324	110	120	105	109	M 140x2	17				2,47	KM 28	KM 22	MB 22
AHX 3024	115	120	60	64	M 130x2	13				0,75	KM 26	KM 22	MB 22
AHX 3124	115	120	75	79	M 130x2	12				0,95	KM 26	KM 22	MB 22
AHX 3224	115	120	90	94	M 135x2	13				1,20	KM 27	KM 22	MB 22
AHX 3224 G	115	120	90	94	M 130x2	13				1,20	KM 26	KM 22	MB 22
AHX 2324	115	120	105	109	M 135x2	17				1,60	KM 27	KM 22	MB 22
AHX 2324 G	115	120	105	109	M 130x2	17				1,49	KM 26	KM 22	MB 22
AH 24024	115	120	73	82	M 125x2	13				0,65	KM 25	KM 22	MB 22
AH 24124	115	120	93	102	M 130x2	13				1,00	KM 26	KM 22	MB 22
AH 3026	120	130	67	71	M 140x2	14				1,41	KM 28	KM 24	MB 24
AH 3126	120	130	78	82	M 150x2	12				1,87	KM 30	KM 24	MB 24
AH 2326	120	130	115	119	M 150x2	19				3,02	KM 30	KM 24	MB 24
AHX 3026	125	130	67	71	M 140x2	14				0,93	KM 28	KM 24	MB 24
AHX 3126	125	130	78	82	M 140x2	12				1,09	KM 28	KM 24	MB 24
AHX 3226	125	130	98	102	M 145x2	15				1,58	KM 29	KM 24	MB 24
AHX 3226 G	125	130	98	102	M 140x2	15				1,47	KM 28	KM 24	MB 24
AHX 2326	125	130	115	119	M 145x2	19				1,97	KM 29	KM 24	MB 24
AHX 2326 G	125	130	115	119	M 140x2	19				1,83	KM 28	KM 24	MB 24
AH 24026	125	130	83	93	M 135x2	14				0,84	KM 27	KM 24	MB 24
AH 24126	125	130	94	104	M 140x2	14				1,15	KM 28	KM 24	MB 24
AH 3028	130	140	68	73	M 150x2	14				1,55	KM 30	KM 26	MB 26
AH 3128	130	140	83	88	M 160x3	14				2,21	KM 32	KM 26	MB 26
AH 2328	130	140	125	130	M 160x3	20				3,60	KM 32	KM 26	MB 26
AHX 3028	135	140	68	73	M 150x2	14				1,01	KM 30	KM 26	MB 26
AHX 3128	135	140	83	88	M 150x2	14				1,28	KM 30	KM 26	MB 26
AHX 3228	135	140	104	109	M 155x3	15				1,84	KM 31	KM 26	MB 26
AHX 3228 G	135	140	104	109	M 150x2	15				1,72	KM 30	KM 26	MB 26



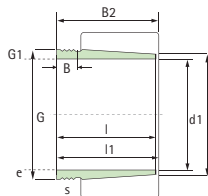
Abziehhülsen / Withdrawal sleeves

Artikelnr. Bearing No	Wellen-Ø Shaft-Ø	Dimensionen / Principal D imensions								Gewicht kg Weight kg	Demontagemutter Dismantling Nut	Sicherungsmutter Lock Nut	Sicherungsblech Tab Washer
		d	l	l1	G	B	G1	e	s				
Serie AH / Series AH													
AHX 2328	135	140	125	130	M 155x3	20				2,33	KM 31	KM 26	MB 26
AHX 2328 G	135	140	125	130	M 150x2	20				2,22	KM 30	KM 26	MB 26
AH 24028	135	140	83	93	M 145x2	14				0,94	KM 29	KM 26	MB 26
AH 24128	135	140	99	109	M 150x2	14				1,25	KM 30	KM 26	MB 26
AH 3030	140	150	72	77	M 160x3	15				1,76	KM 32	KM 28	MB 28
AH 3130	140	150	96	101	M 170x3	15				2,70	KM 34	KM 28	MB 28
AH 2330	140	150	135	140	M 170x3	24				4,22	KM 34	KM 28	MB 28
AHX 3030	145	150	72	77	M 160x3	15				1,15	KM 32	KM 28	MB 28
AHX 3130	145	150	96	101	M 165x3	15				1,79	KM 33	KM 28	MB 28
AHX 3130 G	145	150	96	101	M 160x3	15				1,64	KM 32	KM 28	MB 28
AHX 3230	145	150	114	119	M 165x3	17				2,22	KM 33	KM 28	MB 28
AHX 3230 G	145	150	114	119	M 160x3	17				2,07	KM 32	KM 28	MB 28
AHX 2330	145	150	135	140	M 165x3	24				2,82	KM 33	KM 28	MB 28
AHX 2330 G	145	150	135	140	M 160x3	24				2,60	KM 32	KM 28	MB 28
AH 24030	145	150	90	101	M 155x3	15				1,11	KM 31	KM 28	MB 28
AH 24130	145	150	115	126	M 160x3	15				1,60	KM 32	KM 28	MB 28
AH 3032	150	160	77	82	M 170x3	16				2,06	KM 34	KM 30	MB 30
AH 3132	150	160	103	108	M 180x3	16				3,21	KM 36	KM 30	MB 30
AH 3132 G	150	160	103	108	M 170x3	16				2,90	KM 34	KM 30	MB 30
AH 3232	150	160	124	130	M 180x3	20				4,08	KM 36	KM 30	MB 30
AH 3232 G	150	160	124	130	M 170x3	20				3,63	KM 34	KM 30	MB 30
AH 2332	150	160	140	146	M 180x3	24				4,72	KM 36	KM 30	MB 30
AH 2332 G	150	160	140	146	M 170x3	24				4,24	KM 34	KM 30	MB 30
AH 24032	150	160	95	106	M 170x3	15				2,27	KM 34	KM 30	MB 30
AH 24132	150	160	124	135	M 170x3	15				3,00	KM 34	KM 30	MB 30
AH 3034	160	170	85	90	M 180x3	17				2,43	KM 36	KM 32	MB 32
AH 3134	160	170	104	109	M 190x3	16				3,40	KM 38	KM 32	MB 32
AH 3134 G	160	170	104	109	M 180x3	16				3,04	KM 36	KM 32	MB 32
AH 3234	160	170	134	140	M 190x3	24				4,80	KM 38	KM 32	MB 32
AH 3234 G	160	170	134	140	M 180x3	24				4,35	KM 36	KM 32	MB 32
AH 2334	160	170	146	152	M 190x3	24				5,25	KM 38	KM 32	MB 32
AH 2334 G	160	170	146	152	M 180x3	24				4,81	KM 36	KM 32	MB 32
AH 24034	160	170	106	117	M 180x3	16				2,80	KM 36	KM 32	MB 32
AH 24134	160	170	125	136	M 180x3	16				3,21	KM 36	KM 32	MB 32
AH 3036	170	180	92	98	M 190x3	17				2,81	KM 38	KM 34	MB 34
AH 2236	170	180	105	110	M 200x3	17				3,73	KM 40	KM 34	MB 34
AH 2236 G	170	180	105	110	M 190x3	17				3,32	KM 38	KM 34	MB 34
AH 3136	170	180	116	122	M 200x3	19				4,22	KM 40	KM 34	MB 34
AH 3136 G	170	180	116	122	M 190x3	19				3,77	KM 38	KM 34	MB 34
AH 3236	170	180	140	146	M 200x3	24				5,32	KM 40	KM 34	MB 34
AH 3236 G	170	180	140	146	M 190x3	24				4,77	KM 38	KM 34	MB 34
AH 2336	170	180	154	160	M 200x3	26				5,83	KM 40	KM 34	MB 34
AH 2336 G	170	180	154	160	M 190x3	26				5,40	KM 38	KM 34	MB 34
AH 24036	170	180	116	127	M 190x3	16				3,10	KM 38	KM 34	MB 34
AH 24136	170	180	134	145	M 190x3	16				3,72	KM 38	KM 34	MB 34



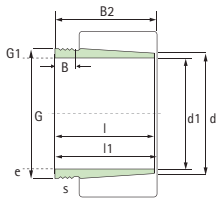
Abziehhülsen / Withdrawal sleeves

Artikelnr. Bearing No	Wellen-Ø Shaft-Ø	Dimensionen / Principal D imensions								Gewicht kg Weight kg	Demontagemutter Dismantling Nut	Sicherungsmutter Lock Nut	Sicherungsblech Tab Washer
		d	l	l1	G	B	G1	e	s				
Serie AH / Series AH													
AH 3038	180	190	96	102	Tr 205x4	18				3,32	HML 41 T	KM 36	MB 36
AH 3038 G	180	190	96	102	M 200x3	18				3,16	KM 40	KM 36	MB 36
AH 2238	180	190	112	117	Tr 210x4	18				4,25	HM 42 T	KM 36	MB 36
AH 2238 G	180	190	112	117	M 200x3	18				3,80	KM 40	KM 36	MB 36
AH 3138	180	190	125	131	Tr 210x4	20				4,89	HM 42 T	KM 36	MB 36
AH 3138 G	180	190	125	131	M 200x3	20				4,38	KM 40	KM 36	MB 36
AH 3238	180	190	145	152	Tr 210x4	25				5,90	HM 42 T	KM 36	MB 36
AH 3238 G	180	190	145	152	M 200x3	25				5,30	KM 40	KM 36	MB 36
AH 2338	180	190	160	167	Tr 210x4	26				6,63	HM 42 T	KM 36	MB 36
AH 2338 G	180	190	160	167	M 200x3	26				6,04	KM 40	KM 36	MB 36
AH 24038	180	190	118	131	M 200x3	18				3,46	KM 40	KM 36	MB 36
AH 24138	180	190	146	159	M 200x3	18				4,28	KM 40	KM 36	MB 36
AH 3040	190	200	102	108	Tr 215x4	19				3,8	HML 43 T	KM 38	MB 38
AH 3040 G	190	200	102	108	Tr 210x4	19				3,57	HM 42 T	KM 38	MB 38
AH 2240	190	200	118	123	Tr 220x4	19				4,68	HM 44 T	KM 38	MB 38
AH 3140	190	200	134	140	Tr 220x4	21				5,55	HM 44 T	KM 38	MB 38
AH 3240	190	200	153	160	Tr 220x4	25				6,59	HM 44 T	KM 38	MB 38
AH 2340	190	200	170	177	Tr 220x4	30				7,54	HM 44 T	KM 38	MB 38
AH 24040	190	200	127	140	Tr 210x4	18				3,93	HM 42 T	KM 38	MB 38
AH 24140	190	200	158	171	Tr 210x4	18				5,1	HM 42 T	KM 38	MB 38
AH 3044	200	220	111	117	Tr 235x4	20				7,4	HML 47 T	KM 40	MB 40
AH 3044 G	200	220	111	117	Tr 230x4	20				7,13	HM 46 T	KM 40	MB 40
AOH 3044	200	220	111	117	Tr 235x4	20	G1/8	7,5	12	7,4	HML 47 T	KM 40	MB 40
AOH 3044 G	200	220	111	117	Tr 230x4	20	G1/8	6,5	12	7,29	HM 46 T	KM 40	MB 40
AH 2244	200	220	130	136	Tr 240x4	20				9,1	HM 48 T	KM 40	MB 40
AOH 2244	200	220	130	136	Tr 240x4	20	G1/4	9	15	9,1	HM 48 T	KM 40	MB 40
AH 3144	200	220	145	151	Tr 240x4	23				10,4	HM 48 T	KM 40	MB 40
AOH 3144	200	220	145	151	Tr 240x4	23	G1/4	9	15	10,4	HM 48 T	KM 40	MB 40
AH 2344	200	220	181	189	Tr 240x4	30				13,5	HM 48 T	KM 40	MB 40
AOH 2344	200	220	181	189	Tr 240x4	30	G1/4	9	15	13,5	HM 48 T	KM 40	MB 40
AOH 24044	200	220	138	152	Tr 230x4	20	G1/8	6,5	12	8,25	HM 46 T	KM 40	MB 40
AOH 24144	200	220	170	184	Tr 230x4	20	G1/8	6,5	12	10,2	HM 46 T	KM 40	MB 40
AH 3048	220	240	116	123	Tr 260x4	21				8,75	HM 52 T	HM 44 T	MB 44
AOH 3048	220	240	116	123	Tr 260x4	21	G1/4	9	15	8,75	HM 52 T	HM 44 T	MB 44
AH 2248	220	240	144	150	Tr 260x4	21				11,1	HM 52 T	HM 44 T	MB 44
AOH 2248	220	240	144	150	Tr 260x4	21	G1/4	9	15	11,1	HM 52 T	HM 44 T	MB 44
AH 3148	220	240	154	161	Tr 260x4	25				12	HM 52 T	HM 44 T	MB 44
AOH 3148	220	240	154	161	Tr 260x4	25	G1/4	9	15	12	HM 52 T	HM 44 T	MB 44
AH 2348	220	240	189	197	Tr 260x4	30				15,5	HM 52 T	HM 44 T	MB 44
AOH 2348	220	240	189	197	Tr 260x4	30	G1/4	9	15	15,5	HM 52 T	HM 44 T	MB 44
AOH 24048	220	240	138	153	Tr 250x4	20	G1/8	6,5	12	9	HM 50 T	HM 44 T	MB 44
AOH 24148	220	240	180	195	Tr 260x4	20	G1/4	9	15	12,5	HM 52 T	HM 44 T	MB 44
AH 3052	240	260	128	135	Tr 280x4	23				10,7	HM 56 T	HM 48 T	MB 48
AOH 3052	240	260	128	135	Tr 280x4	23	G1/4	9	15	10,7	HM 56 T	HM 48 T	MB 48
AH 2252	240	260	155	161	Tr 290x4	23				14	HM 58 T	HM 48 T	MB 48



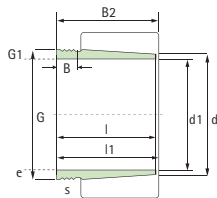
Abziehhülsen / Withdrawal sleeves

Artikelnr. Bearing No	Wellen-Ø Shaft-Ø	Dimensionen / Principal D imensions									Gewicht kg Weight kg	Demontagemutter Dismantling Nut	Sicherungsmutter Lock Nut	Sicherungsblech Tab Washer
		d	l	l1	G	B	G1	e	s					
Serie AH / Series AH														
AH 2252 G	240	260	155	161	Tr 280x4	23					13,3	HM 56 T	HM 48 T	MB 48
AOH 2252	240	260	155	161	Tr 290x4	23	G1/4	9,5	15	14	14	HM 58 T	HM 48 T	MB 48
AOH 2252 G	240	260	155	161	Tr 280x4	23	G1/4	9	15	13	13	HM 56 T	HM 48 T	MB 48
AH 3152	240	260	172	179	Tr 290x4	26					16,2	HM 58 T	HM 48 T	MB 48
AH 3152 G	240	260	172	179	Tr 280x4	26					15,1	HM 56 T	HM 48 T	MB 48
AOH 3152	240	260	172	179	Tr 290x4	26	G1/4	9,5	15	16,2	16,2	HM 58 T	HM 48 T	MB 48
AOH 3152 G	240	260	172	179	Tr 280x4	26	G1/4	9	15	15,5	15,5	HM 56 T	HM 48 T	MB 48
AH 2352	240	260	205	213	Tr 290x4	30					19,6	HM 58 T	HM 48 T	MB 48
AH 2352 G	240	260	205	213	Tr 280x4	30					18,7	HM 56 T	HM 48 T	MB 48
AOH 2352	240	260	205	213	Tr 290x4	30	G1/4	10,5	15	19,6	19,6	HM 58 T	HM 48 T	MB 48
AOH 2352 G	240	260	205	213	Tr 280x4	30	G1/4	9	15	18,9	18,9	HM 56 T	HM 48 T	MB 48
AOH 24052	240	260	162	178	Tr 270x4	22	G1/8	6,5	12	11,8	11,8	HM 54 T	HM 48 T	MB 48
AOH24052G	240	260	162	178	Tr 280x4	22	G1/8	6,5	12	12,3	12,3	HM 56 T	HM 48 T	MB 48
AOH 24152	240	260	202	218	Tr 280x4	22	G1/4	9	15	15,4	15,4	HM 56 T	HM 48 T	MB 48
AH 3056	260	280	131	139	Tr 300x4	24					12	HM 3060	HM 52 T	MB 52
AOH 3056	260	280	131	139	Tr 300x4	24	G1/4	9	15	12	12	HM 3060	HM 52 T	MB 52
AH 2256	260	280	155	163	Tr 310x5	24					15,2	HM 62 T	HM 52 T	MB 52
AH 2256 G	260	280	155	163	Tr 300x4	24					14,4	HM 3160	HM 52 T	MB 52
AOH 2256	260	280	155	163	Tr 310x5	24	G1/4	9,5	15	15,2	15,2	HM 62 T	HM 52 T	MB 52
AOH 2256 G	260	280	155	163	Tr 300x4	24	G1/4	9	15	14,6	14,6	HM 3160	HM 52 T	MB 52
AH 3156	260	280	175	183	Tr 310x5	28					17,5	HM 62 T	HM 52 T	MB 52
AH 3156 G	260	280	175	183	Tr 300x4	28					16,7	HM 3160	HM 52 T	MB 52
AOH 3156	260	280	175	183	Tr 310x5	28	G1/4	9,5	15	17,5	17,5	HM 62 T	HM 52 T	MB 52
AOH 3156 G	260	280	175	183	Tr 300x4	28	G1/4	9	15	17,1	17,1	HM 3160	HM 52 T	MB 52
AH 2356	260	280	212	220	Tr 310x5	30					21,6	HM 62 T	HM 52 T	MB 52
AH 2356 G	260	280	212	220	Tr 300x4	30					21	HM 3160	HM 52 T	MB 52
AOH 2356	260	280	212	220	Tr 310x5	30	G1/4	11	15	21,6	21,6	HM 62 T	HM 52 T	MB 52
AOH 2356 G	260	280	212	220	Tr 300x4	30	G1/4	9	15	21,3	21,3	HM 3160	HM 52 T	MB 52
AOH 24056	260	280	162	179	Tr 290x4	22	G1/8	6,5	12	12,8	12,8	HM 58 T	HM 52 T	MB 52
AOH24056G	260	280	162	179	Tr 300x4	22	G1/8	6,5	12	13,4	13,4	HM 3160	HM 52 T	MB 52
AOH 24156	260	280	202	219	Tr 300x4	22	G1/4	9	15	16,3	16,3	HM 3160	HM 52 T	MB 52
AH 3060	280	300	145	153	Tr 320x5	26					14,4	HM 3064	HM 56 T	MB 56
AOH 3060	280	300	145	153	Tr 320x5	26	G1/4	9	15	14,4	14,4	HM 3064	HM 56 T	MB 56
AH 2260	280	300	170	178	Tr 330x5	26					18,1	HM 66 T	HM 56 T	MB 56
AH 2260 G	280	300	170	178	Tr 320x5	26					17,2	HM 3164	HM 56 T	MB 56
AOH 2260	280	300	170	178	Tr 330x5	26	G1/4	10	15	18,1	18,1	HM 66 T	HM 56 T	MB 56
AOH 2260 G	280	300	170	178	Tr 320x5	26	G1/4	9	15	17,5	17,5	HM 3164	HM 56 T	MB 56
AH 3160	280	300	192	200	Tr 330x5	30					20,8	HM 66 T	HM 56 T	MB 56
AH 3160 G	280	300	192	200	Tr 320x5	30					19,9	HM 3164	HM 56 T	MB 56
AOH 3160	280	300	192	200	Tr 330x5	30	G1/4	10,5	15	20,8	20,8	HM 66 T	HM 56 T	MB 56
AOH 3160 G	280	300	192	200	Tr 320x5	30	G1/4	9	15	20,4	20,4	HM 3164	HM 56 T	MB 56
AH 3260	280	300	228	236	Tr 330x5	34					26	HM 66 T	HM 56 T	MB 56
AH 3260 G	280	300	228	236	Tr 320x5	34					24,6	HM 3164	HM 56 T	MB 56
AOH 3260	280	300	228	236	Tr 330x5	34	G1/4	11,5	15	26	26	HM 66 T	HM 56 T	MB 56
AOH 3260 G	280	300	228	236	Tr 320x5	34	G1/4	9	15	23,4	23,4	HM 3164	HM 56 T	MB 56



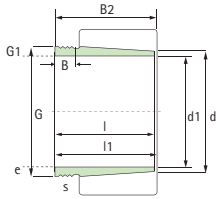
Abziehhülsen / Withdrawal sleeves

Artikelnr. Bearing No	Wellen-Ø Shaft-Ø	Dimensionen / Principal D imensions									Gewicht kg Weight kg	Demontagemutter Dismantling Nut	Sicherungsmutter Lock Nut	Sicherungsblech Tab Washer
		d	l	l1	G	B	G1	e	s					
Serie AH / Series AH														
AOH 24060	280	300	184	202	Tr 310x5	24	G1/8	6,5	12	15,5		HM 62 T	HM 56 T	MB 56
AOH24060G	280	300	184	202	Tr 320x5	24	G1/8	6,5	12	16,4		HM 3164	HM 56 T	MB 56
AOH 24160	280	300	224	242	Tr 320x5	24	G1/4	9	15	20,2		HM 3164	HM 56 T	MB 56
AH 3064	300	320	149	157	Tr 345x5	27				16		HML 69 T	HM 3060	MS 3060
AH 3064 G	300	320	149	157	Tr 340x5	27				15,8		HM 3068	HM 3060	MS 3060
AOH 3064	300	320	149	157	Tr 345x5	27	G1/4	9,5	15	16		HML 69 T	HM 3060	MS 3060
AOH 3064 G	300	320	149	157	Tr 340x5	27	G1/4	9	15	15,6		HM 3068	HM 3060	MS 3060
AH 2264	300	320	180	190	Tr 350x5	27				20,2		HM 70 T	HM 3060	MS 3060
AH 2264 G	300	320	180	190	Tr 340x5	27				19,8		HM 3168	HM 3060	MS 3060
AOH 2264	300	320	180	190	Tr 350x5	27	G1/4	10	15	20,2		HM 70 T	HM 3060	MS 3060
AOH 2264 G	300	320	180	190	Tr 340x5	27	G1/4	9	15	19,7		HM 3168	HM 3060	MS 3060
AH 3164	300	320	209	217	Tr 350x5	31				24,5		HM 70 T	HM 3060	MS 3060
AH 3164 G	300	320	209	217	Tr 340x5	31				23,6		HM 3168	HM 3060	MS 3060
AOH 3164	300	320	209	217	Tr 350x5	31	G1/4	10,5	15	24,5		HM 70 T	HM 3060	MS 3060
AOH 3164 G	300	320	209	217	Tr 340x5	31	G1/4	9	15	23,6		HM 3168	HM 3060	MS 3060
AH 3264	300	320	246	254	Tr 350x5	36				30,6		HM 70 T	HM 3060	MS 3060
AH 3264 G	300	320	246	254	Tr 340x5	36				28,9		HM 3168	HM 3060	MS 3060
AOH 3264	300	320	246	254	Tr 350x5	36	G1/4	12	15	30,6		HM 70 T	HM 3060	MS 3060
AOH 3264 G	300	320	246	254	Tr 340x5	36	G1/4	9	15	28,9		HM 3168	HM 3060	MS 3060
AOH 24064	300	320	184	202	Tr 330x5	24	G1/8	6,5	12	16,6		HM 66 T	HM 3060	MS 3060
AOH 24064 G	300	320	184	202	Tr 340x5	24	G1/8	6,5	12	17,5		HM 3168	HM 3060	MS 3060
AOH 24164	300	320	242	260	Tr 340x5	24	G1/4	9	15	21,4		HM 3168	HM 3060	MS 3060
AH 3068	320	340	162	171	Tr 365x5	28				19,5		HML 73 T	HM 3064	MS 3064
AH 3068 G	320	340	162	171	Tr 360x5	28		28		18,6		HM 3072	HM 3064	MS 3064
AOH 3068	320	340	162	171	Tr 365x5	28	G1/4	9,5	15	19,5		HML 73 T	HM 3064	MS 3064
AOH 3068 G	320	340	162	171	Tr 360x5	28	G1/4	9	15	18,6		HM 3072	HM 3064	MS 3064
AH 3168	320	340	225	234	Tr 370x5	33				29		HM 74 T	HM 3064	MS 3064
AH 3168 G	320	340	225	234	Tr 360x5	33				27,6		HM 3172	HM 3064	MS 3064
AOH 3168	320	340	225	234	Tr 370x5	33	G1/4	11	15	29		HM 74 T	HM 3064	MS 3064
AOH 3168 G	320	340	225	234	Tr 360x5	33	G1/4	9	15	27,6		HM 3172	HM 3064	MS 3064
AH 3268	320	340	264	273	Tr 370x5	38				35,4		HM 74 T	HM 3064	MS 3064
AH 3268 G	320	340	264	273	Tr 360x5	38				33,7		HM 3172	HM 3064	MS 3064
AOH 3268	320	340	264	273	Tr 370x5	38	G1/4	12,5	15	35,4		HM 74 T	HM 3064	MS 3064
AOH 3268G	320	340	264	273	Tr 360x5	38	G1/4	9	15	31,9		HM 3172	HM 3064	MS 3064
AOH 24068	320	340	206	225	Tr 360x5	26	G1/4	9	15	21,7		HM 3072	HM 3064	MS 3064
AOH 24168	320	340	269	288	Tr 360x5	26	G1/4	9	15	27,1		HM 3172	HM 3064	MS 3064
AH 3072	340	360	167	176	Tr 385x5	30				21		HML 77 T	HM 3068	MS 3064
AH 3072 G	340	360	167	176	Tr 380x5	30				20,4		HM 3076	HM 3068	MS 3064
AOH 3072	340	360	167	176	Tr 385x5	30	G1/4	9,5	15	21		HML 77 T	HM 3068	MS 3064
AOH 3072 G	340	360	167	176	Tr 380x5	30	G1/4	9	15	20,4		HM 3076	HM 3068	MS 3064
AH 3172	340	360	229	238	Tr 400x5	35				33		HM 3180	HM 3068	MS 3068
AH 3172 G	340	360	229	238	Tr 380x5	35				29,9		HM 3176	HM 3068	MS 3064
AOH 3172	340	360	229	238	Tr 400x5	35	G1/4	11	15	33		HM 3180	HM 3068	MS 3064
AOH 3172 G	340	360	229	238	Tr 380x5	35	G1/4	9	15	30,6		HM 3176	HM 3068	MS 3064
AH 3272	340	360	274	283	Tr 400x5	40				41,5		HM 3180	HM 3068	MS 3064



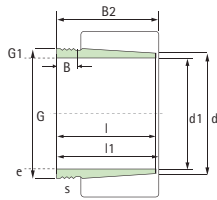
Abziehhülsen / Withdrawal sleeves

Artikelnr. Bearing No	Wellen-Ø Shaft-Ø	Dimensionen / Principal D imensions								Gewicht kg Weight kg	Demontagemutter Dismantling Nut	Sicherungsmutter Lock Nut	Sicherungsblech Tab Washer	
		d	l	l1	G	B	G1	e	s					
Serie AH / Series AH														
AH 3272 G	340	360	274	283	Tr 380x5	40					37,5	HM 3176	HM 3068	MS 3064
AOH 3272	340	360	274	283	Tr 400x5	40	G1/4	13	15	41,5	HM 3180	HM 3068	MS 3064	
AOH 3272 G	340	360	274	283	Tr 380x5	40	G1/4	9	15	35,4	HM 3176	HM 3068	MS 3064	
AOH 24072	340	360	206	226	Tr 380x5	26	G1/4	9	15	22,7	HM 3076	HM 3068	MS 3064	
AOH 24172	340	360	269	289	Tr 380x5	26	G1/4	9	15	30	HM 3176	HM 3068	MS 3064	
AH 3076	360	380	170	180	Tr 410x5	31				23,2	HML 82 T	HM 3072	MS 3072	
AH 3076 G	360	380	170	180	Tr 400x5	31				22,1	HM 3080	HM 3072	MS 3072	
AOH 3076	360	380	170	180	Tr 410x5	31	G1/4	9,5	15	23,2	HML 82 T	HM 3072	MS 3072	
AOH 3076 G	360	380	170	180	Tr 400x5	31	G1/4	9	15	22,7	HM 3080	HM 3072	MS 3072	
AH 3176	360	380	232	242	Tr 420x5	36				35,7	HM 3184	HM 3072	MS 3072	
AH 3176 G	360	380	232	242	Tr 400x5	36				32,2	HM 3180	HM 3072	MS 3072	
AOH 3176	360	380	232	242	Tr 420x5	36	G1/4	11	15	35,7	HM 3184	HM 3072	MS 3072	
AOH 3176 G	360	380	232	242	Tr 400x5	36	G1/4	9	15	32,9	HM 3180	HM 3072	MS 3072	
AH 3276	360	380	284	294	Tr 420x5	42				45,6	HM 3184	HM 3072	MS 3072	
AH 3276 G	360	380	284	294	Tr 400x5	42				41,5	HM 3180	HM 3072	MS 3072	
AOH 3276	360	380	284	294	Tr 420x5	42	G1/4	13	15	45,6	HM 3184	HM 3072	MS 3072	
AOH 3276 G	360	380	284	294	Tr 400x5	42	G1/4	9	15	42,1	HM 3180	HM 3072	MS 3072	
AOH 24076	360	380	208	228	Tr 400x5	28	G1/4	9	15	23,7	HM 3080	HM 3072	MS 3072	
AOH 24176	360	380	271	291	Tr 400x5	28	G1/4	9	15	31,3	HM 3180	HM 3072	MS 3072	
AH 3080	380	400	183	193	Tr 430x5	33				27,3	HML 86 T	HM 3076	MS 3076	
AH 3080 G	380	400	183	193	Tr 420x5	33				25,4	HM 3084	HM 3076	MS 3076	
AOH 3080	380	400	183	193	Tr 430x5	33	G1/4	10	15	27,3	HML 86 T	HM 3076	MS 3076	
AOH 3080 G	380	400	183	193	Tr 420x5	33	G1/4	9	15	26,1	HM 3084	HM 3076	MS 3076	
AH 3180	380	400	240	250	Tr 440x5	38				39,5	HM 3188	HM 3076	MS 3076	
AH 3180 G	380	400	240	250	Tr 420x5	38				35,3	HM 3184	HM 3076	MS 3076	
AOH 3180	380	400	240	250	Tr 440x5	38	G1/4	11,5	15	39,5	HM 3188	HM 3076	MS 3076	
AOH 3180 G	380	400	240	250	Tr 420x5	38	G1/4	9	15	36,1	HM 3184	HM 3076	MS 3076	
AH 3280	380	400	302	312	Tr 440x5	44				51,7	HM 3188	HM 3076	MS 3076	
AH 3280 G	380	400	302	312	Tr 420x5	44				47,4	HM 3184	HM 3076	MS 3076	
AOH 3280	380	400	302	312	Tr 440x5	44	G1/4	14	15	51,7	HM 3188	HM 3076	MS 3076	
AOH 3280 G	380	400	302	312	Tr 420x5	44	G1/4	9	15	48	HM 3184	HM 3076	MS3076	
AOH 24080	380	400	228	248	Tr 420x5	28	G1/4	9	15	27,1	HM 3084	HM 3076	MS 3076	
AOH 24180	380	400	278	298	Tr 420x5	28	G1/4	9	15	35	HM 3184	HM 3076	MS 3076	
AH 3084	400	420	186	196	Tr 450x5	34				29	HML 90 T	HM 3080	MS 3080	
AH 3084 G	400	420	186	196	Tr 440x5	34				27,3	HM 3088	HM 3080	MS 3080	
AOH 3084	400	420	186	196	Tr 450x5	34	G1/4	10	15	29	HML 90T	HM 3080	MS 3080	
AOH 3084 G	400	420	186	196	Tr 440x5	34	G1/4	9	15	27,3	HM 3088	HM 3080	MS 3080	
AH 3184	400	420	266	276	Tr 460x5	40				46,5	HM 3192	HM 3080	MS 3080	
AH 3184 G	400	420	266	276	Tr 440x5	40				42,3	HM 3188	HM 3080	MS 3080	
AOH 3184	400	420	266	276	Tr 460x5	40	G1/4	12,5	15	46,5	HM 3192	HM 3080	MS 3080	
AOH 3184 G	400	420	266	276	Tr 440x5	40	G1/4	9	15	42,3	HM 3188	HM 3080	MS 3080	
AH 3284	400	420	321	331	Tr 460x5	46				58,9	HM 3192	HM 3080	MS 3080	
AH 3284 G	400	420	321	331	Tr 440x5	46				54	HM 3188	HM 3080	MS 3080	
AOH 3284	400	420	321	331	Tr 460x5	46	G1/4	14	15	58,9	HM 3192	HM 3080	MS 3080	
AOH 3284 G	400	420	321	331	Tr 440x5	46	G1/4	9	15	54	HM 3188	HM 3080	MS 3080	



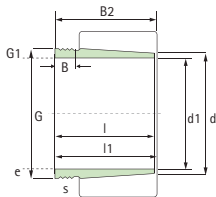
Abziehhülsen / Withdrawal sleeves

Artikelnr. Bearing No	Wellen-Ø Shaft-Ø	Dimensionen / Principal Dimensions								Gewicht kg Weight kg	Demontagemutter Disassembling Nut	Sicherungsmutter Lock Nut	Sicherungsblech Tab Washer
		d	l	l1	G	B	G1	e	s				
Serie AH / Series AH													
AOH 24084	400	420	230	252	Tr 440x5	30	G1/4	9	15	29	HM 3088	HM 3080	MS 3080
AOH 24184	400	420	310	332	Tr 440x5	30	G1/4	9	15	40,3	HM 3188	HM 3080	MS 3080
AHX 3088	420	440	194	205	Tr 470x5	35				32	HML 94 T	HM 3084	MS 3084
AHX 3088 G	420	440	194	205	Tr 460x5	35				30,1	HM 3092	HM 3084	MS 3084
AOHX 3088	420	440	194	205	Tr 470x5	35	G1/4	10,5	15	32	HML 94 T	HM 3084	MS 3084
AOHX 3088 G	420	440	194	205	Tr 460x5	35	G1/4	9	15	30,1	HM 3092	HM 3084	MS 3084
AHX 3188	420	440	270	281	Tr 480x5	42				49,8	HM 3196	HM 3084	MS 3084
AHX 3188 G	420	440	270	281	Tr 460x5	42				42,3	HM 3192	HM 3084	MS 3084
AOHX 3188	420	440	270	281	Tr 480x5	42	G1/4	12,5	15	49,8	HM 3196	HM 3084	MS 3084
AOHX 3188 G	420	440	270	281	Tr 460x5	42	G1/4	9	15	42,3	HM 3192	HM 3084	MS 3084
AHX 3288	420	440	330	341	Tr 480x5	48				63,8	HM 3196	HM 3084	MS 3084
AHX 3288 G	420	440	330	341	Tr 460x5	48				58,8	HM 3192	HM 3084	MS 3084
AOHX 3288	420	440	330	341	Tr 480x5	48	G1/4	14,5	15	63,8	HM 3196	HM 3084	MS 3084
AOHX 3288 G	420	440	330	341	Tr 460x5	48	G1/4	9	15	58,8	HM 3192	HM 3084	MS 3084
AOH 24088 4	420	440	242	264	Tr 460x5	30	G1/4	9	15	31,9	HML 92 T	HM 3084	MS 3084
AOH 24188	420	440	310	332	Tr 460x5	30	G1/4	9	15	42,3	HM 3192	HM 3084	MS 3084
AHX 3092	440	460	202	213	Tr 490x5	37				35,2	HML 98 T	HM 3088	MS 3088
AHX 3092 G	440	460	202	213	Tr 480x5	37				33,1	HM 3096	HM 3088	MS 3088
AOHX 3092	440	460	202	213	Tr 490x5	37	G1/4	11	15	35,2	HML 98 T	HM 3088	MS 3088
AOHX 3092 G	440	460	202	213	Tr 480x5	37	G1/4	9	15	33,1	HM 3096	HM 3088	MS 3088
AHX 3192	440	460	285	296	Tr 510x6	43				57,9	HM 102 T	HM 3088	MS 3088
AHX 3192 G	440	460	285	296	Tr 480x5	43				50,8	HM 3196	HM 3088	MS 3088
AOHX 3192	440	460	285	296	Tr 510x6	43	G1/4	13	15	57,9	HM 102 T	HM 3088	MS 3088
AOHX 3192 G	440	460	285	296	Tr 480x5	43	G1/4	9	15	50,8	HM 3196	HM 3088	MS 3088
AHX 3292	440	460	349	360	Tr 510x6	50				74,8	HM 102 T	HM 3088	MS 3088
AHX 3292 G	440	460	349	360	Tr 480x5	50				66,3	HM 3196	HM 3088	MS 3088
AOHX 3292	440	460	349	360	Tr 510x6	50	G1/4	15	15	74,8	HM 102 T	HM 3088	MS 3088
AOHX 3292 G	440	460	349	360	Tr 480x5	50	G1/4	9	15	66,3	HM 3196	HM 3088	MS 3088
AOH 24092	440	460	250	273	Tr 480x5	32	G1/4	9	15	34,7	HML 96 T	HM 3088	MS 3088
AOH 24192	440	460	332	355	Tr 480x5	32	G1/4	9	15	47,4	HM 3196	HM 3088	MS 3088
AHX 3096	460	480	205	217	Tr 520x6	38				39,2	HML 104 T	HM 3092	MS 3092
AHX 3096G	460	480	205	217	Tr 500x5	38				35,3	HM 30/500	HM 3092	MS 3092
AOHX 3096	460	480	205	217	Tr 520x6	38	G1/4	11	15	39,2	HML 104 T	HM 3092	MS 3092
AOHX 3096G	460	480	205	217	Tr 500x5	38	G1/4	9	15	36	HM 30/500	HM3092	MS 3092
AHX 3196	460	480	295	307	Tr 530x6	45				63,1	HM 31/530	HM 3092	MS3092
AHX 3196G	460	480	295	307	Tr 500x5	45				55,5	HM 31/500	HM 3092	MS 3092
AOHX 3196	460	480	295	307	Tr 530x6	45	G1/4	13,5	15	63,1	HM 31/530	HM 3092	MS3092
AOHX 3196G	460	480	295	307	Tr 500x5	45	G1/4	9	15	56	HM 31/500	HM 3092	MS 3092
AHX 3296	460	480	364	376	Tr 530x6	52				82,1	HM 31/530	HM 3092	MS 3092
AHX 3296G	460	480	364	376	Tr 500x5	52				73,4	HM 31/500	HM 3092	MS 3092
AOHX 3296G	460	480	364	376	Tr 530x6	52	G1/4	15,5	15	82,1	HM 31/530	HM 3092	MS 3092
AOHX 3296G	460	480	364	376	Tr 500x5	52	G1/4	9	15	73,4	HM 31/500	HM 3092	MS 3092
AOH 24096	460	480	250	273	Tr 500x5	32	G1/4	9	15	36,3	HML 100 T	HM 3092	MS 3092
AOH 24196	460	480	340	363	Tr 500x5	32	G1/4	9	15	53,7	HM 31/500	HM 3092	MS 3092
AHX 30/500	480	500	209	221	Tr 540x6	40				42,5	HML 108 T	HM 3096	MS 3096



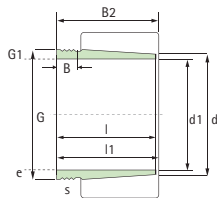
Abziehhülsen / Withdrawal sleeves

Artikelnr. Bearing No	Wellen-Ø Shaft-Ø	Dimensionen / Principal D imensions									Gewicht kg Weight kg	Demontagemutter Disassembling Nut	Sicherungsmutter Lock Nut	Sicherungsblech Tab Washer
		d	l	l1	G	B	G1	e	s					
Serie AH / Series AH														
AHX 30/500G	480	500	209	221	Tr 530x6	40					40	HM 30/530	HM 3096	MS 3096
AOHX 30/500	480	500	209	221	Tr 540x6	40	G1/4	11	15	42,5	HML 108 T	HM 3096	MS 3096	
AOHX30/500G	480	500	209	221	Tr 530x6	40	G1/4	9	15	40	HM 30/530	HM 3096	MS 3096	
AHX 31/500	480	500	313	325	Tr 550x6	47				70,9	HM 110 T	HM 3096	MS 3096	
AHX 31/500 G	480	500	313	325	Tr 530x6	47				62,3	HM 31/530	HM 3096	MS 3096	
AOHX 31/500	480	500	313	325	Tr 550x6	47	G1/4	14	15	70,9	HM 110 T	HM 3096	MS 3096	
AOH 31/500 G	480	500	313	325	Tr 530x6	47	G1/4	9	15	62,3	HM 31/530	HM 3096	MS 3096	
AHX 32/500	480	500	393	405	Tr 550x6	54				94,6	HM 110 T	HM 3096	MS 3096	
AHX 32/500 G	480	500	393	405	Tr 530x6	54				88,1	HM 31/530	HM 3096	MS 3096	
AOHX 32/500	480	500	393	405	Tr 550x6	54	G1/4	16,5	15	94,6	HM 110 T	HM 3096	MS 3096	
AOHX32/500G	480	500	393	405	Tr 530x6	54	G1/4	9	15	89,3	HM 31/530	HM3096	MS 3096	
AOH 240/500	480	500	253	276	Tr 530x6	35	G1/4	9	15	39,7	HML 106 T	HM 3096	MS 3096	
AOH 241/500	480	500	360	383	Tr 530x6	35	G1/4	9	15	59,6	HM 31/530	HM 3096	MS 3096	
AH 30/530	500	530	230	242	Tr 560x6	45				61,9	HM 30/560	HM 30/500	MS 30/500	
AOHX 30/530	500	530	230	242	Tr 560x6	45	G1/4	10	15	61,9	HM 30/560	HM 30/500	MS 30/500	
AH 31/530	500	530	325	337	Tr 560x6	53				93,4	HM 31/560	HM 30/500	MS 30/500	
AOHX 31/530	500	530	325	337	Tr 560x6	53	G1/4	10	15	93,4	HM 31/560	HM 30/500	MS 30/500	
AH 32/530	500	530	412	424	Tr 580x6	57				133	HM 116 T	HM 30/500	MS 30/500	
AH 32/530 G	500	530	412	424	Tr 560x6	57				125	HM 31/560	HM 30/500	MS 30/500	
AOHX 32/530	500	530	412	424	Tr 580x6	57	G1/4	16,5	15	133	HM 116 T	HM 30/500	MS 30/500	
AOH 32/530 G	500	530	412	424	Tr 560x6	57	G1/4	10	15	127	HM31/560	HM 30/500	MS 30/500	
AOH 240/530	500	530	285	309	Tr 550x6	35	G1/4	9	15	66,9	HML 110 T	HM 30/500	MS 30/500	
AOH 240/530 G	500	530	285	309	Tr 560x6	35	G1/4	9	15	67,9	HM 31/560	HM 30/500	MS 30/500	
AOH 241/530	500	530	370	394	Tr 550x6	35	G1/4	9	15	88,4	HM 110 T	HM 30/500	MS 30/500	
AOH241/530G	500	530	370	394	Tr 560x6	35	G1/4	9	15	89,9	HM 31/560	HM 30/500	MS 30/500	
AHX 30/560	530	560	240	252	Tr 600x6	45				71,8	HM 30/600	HM 30/530	MS 30/530	
AOHX 30/560	530	560	240	252	Tr 600x6	45	G1/4	11	15	71,8	HM 30/600	HM 30/530	MS 30/530	
AH 31/560	530	560	335	347	Tr 600x6	55				106	HM 31/600	HM 30/530	MS 30/530	
AOH 31/560	530	560	335	347	Tr 600x6	55	G1/4	11	15	106	HM 31/600	HM 30/530	MS 30/530	
AHX 32/560	530	560	422	434	Tr 600x6	57				140	HM 31/600	HM 30/530	MS 30/530	
AOHX 32/560	530	560	422	434	Tr 600x6	57	G1/4	11	15	140	HM 31/600	HM 30/530	MS 30/530	
AOH 240/560	530	560	296	320	Tr 580x6	38	G1/4	9	15	73	HML 116 T	HM 30/530	MS 30/530	
AOH240/560G	530	560	296	320	Tr 600x6	38	G1/4	9	15	77,8	HM 31/600	HM 30/530	MS 30/530	
AOH 241/560	530	560	393	417	Tr 580x6	38	G1/4	9	15	97	HM 116 T	HM 30/530	MS 30/530	
AOH241/560G	530	560	393	417	Tr 600x6	38	G1/4	9	15	105	HM 31/600	HM 30/530	MS 30/530	
AHX 30/600	570	600	245	259	Tr 630x6	45				75,6	HM 30/630	HM 30/560	MS 30/560	
AOHX 30/600	570	600	245	259	Tr 630x6	45	G1/4	11	15	75,6	HM 30/630	HM 30/560	MS 30/560	
AHX 31/600	570	600	355	369	Tr 630x6	55				118	HM 31/630	HM 30/560	MS 30/560	
AOHX 31/600	570	600	355	369	Tr 630x6	55	G1/4	11	15	118	HM 31/630	HM 30/560	MS 30/560	
AHX 32/600	570	600	445	459	Tr 650x6	57				167	HM 130 T	HM 30/560	MS 30/560	
AHX 32/600 G	570	600	445	459	Tr 630x6	57				158	HM 31/630	HM 30/560	MS 30/560	
AOHX 32/600	570	600	445	459	Tr 650x6	57	G1/4	16,5	15	167	HM 130 T	HM 30/560	MS 30/560	
AOHX32/600G	570	600	445	459	Tr 630x6	57	G1/4	11	15	158	HM 31/630	HM 30/560	MS 30/560	
AOHX240/600	570	600	310	336	Tr 630x6	38	G1/4	9	15	84,8	HML 125 T	HM 30/560	MS 30/560	
AOHX241/600	570	600	413	439	Tr 630x6	38	G1/4	9	15	116	HM 31/630	HM 30/560	MS 30/560	



Abziehhülsen / Withdrawal sleeves

Artikelnr. Bearing No	Wellen-Ø Shaft-Ø	Dimensionen / Principal D imensions									Gewicht kg Weight kg	Demontagemutter Disassembling Nut	Sicherungsmutter Lock Nut	Sicherungsblech Tab Washer	
		d	l	l1	G	B	G1	e	s						
Serie AH / Series AH															
AH 30/630	600	630	258	272	Tr 670x6	46						87,8	HM 30/670	HM 30/600	MS 30/600
AOH 30/630	600	630	258	272	Tr 670x6	46	G1/4	11	15			87,8	HM 30/670	HM 30/600	MS 30/600
AH 31/630	600	630	375	389	Tr 670x6	60						138	HM 31/670	HM 30/600	MS 30/600
AOH 31/630	600	630	375	389	Tr 670x6	60	G1/4	11	15	138		138	HM 31/670	HM 30/600	MS 30/600
AH 32/630	600	630	475	489	Tr 680x6	63						191	HM 136 T	HM 30/600	MS 30/600
AH 32/630 G	600	630	475	489	Tr 670x6	63						185	HM 31/670	HM 30/600	MS 30/600
AOH 32/630	600	630	475	489	Tr 680x6	63	G1/4	16,5	15	191		191	HM 136 T	HM 30/600	MS 30/600
AOH 32/630 G	600	630	475	489	Tr 670x6	63	G1/4	11	15	185		185	HM 31/670	HM 30/600	MS 30/600
AOH 240/630	600	630	330	356	Tr 650x6	40	G1/4	9	15	95,5		95,5	HML 130 T	HM 30/600	MS 30/600
AOH240/630G	600	630	330	356	Tr 670x6	40	G1/4	9	15	98,7		98,7	HM 31/670	HM 30/600	MS 30/600
AOH 241/630	600	630	440	466	Tr 650x6	40	G1/4	9	15	135		135	HM 130 T	HM 30/600	MS 30/600
AOH241/630G	600	630	440	466	Tr 670x6	40	G1/4	9	15	134		134	HM 31/670	HM 30/600	MS 30/600
AH 30/670	630	670	280	294	Tr 710x7	50						125	HM 30/710	HM 30/630	MS 30/630
AOH 30/670	630	670	280	294	Tr 710x7	50	G1/4	12	15	125		125	HM 30/710	HM 30/630	MS 30/630
AHX 31/670	630	670	395	409	Tr 710x7	59						187	HM 31/710	HM 30/630	MS 30/630
AOHX 31/670	630	670	395	409	Tr 710x7	59	G1/4	12	15	187		187	HM 31/710	HM 30/630	MS 30/630
AH 32/670	630	670	500	514	Tr 720x7	62						256	HM 144 T	HM 30/630	MS 30/630
AH 32/670 G	630	670	500	514	Tr 710x7	62						250	HM 31/710	HM 30/630	MS 30/630
AOH 32/670	630	670	500	514	Tr 720x7	62	G1/4	16,5	15	256		256	HM 144 T	HM 30/630	MS 30/630
AOH 32/670 G	630	670	500	514	Tr 710x7	62	G1/4	12	15	250		250	HM 31/710	HM 30/630	MS 30/630
AOH 240/670	630	670	348	374	Tr 690x6	40	G1/4	11,5	15	136		136	HML 138 T	HM 30/630	MS 30/630
AOH240/670G	630	670	348	374	Tr 710x7	40	G1/4	12	15	138		138	HM 31/710	HM 30/630	MS 30/630
AOH 241/670	630	670	452	478	Tr 710x7	40	G1/4	12	15	182		182	HM 142 T	HM 30/630	MS 30/630
AHX 30/710	670	710	286	302	Tr 750x7	50						135	HM 30/750	HM 30/670	MS 30/670
AOHX 30/710	670	710	286	302	Tr 750x7	50	G1/4	15	15	135		135	HM 30/750	HM 30/670	MS 30/670
AHX 31/710	670	710	405	421	Tr 750x7	60						205	HM 31/750	HM 30/670	MS 30/670
AOHX 31/710	670	710	405	421	Tr 750x7	60	G1/4	15	15	205		205	HM 31/750	HM 30/670	MS 30/670
AH 32/710	670	710	500	516	Tr 760x7	65						282	HM 31/750	HM 30/670	MS 30/670
AH 32/710 G	670	710	500	516	Tr 750x7	65						275	HM 31/750	HM 30/670	MS 30/670
AOH 32/710	670	710	500	516	Tr 760x7	65	G1/4	16,5	15	282		282	HM 31/750	HM 30/670	MS 30/670
AOH 32/710 G	670	710	500	516	Tr 750x7	65	G1/4	15	15	275		275	HM 31/750	HM 30/670	MS 30/670
AOH 240/710	670	710	360	386	Tr 730x7	45	G1/4	11,5	15	150		150	HML 146 T	HM 30/670	MS 30/670
AOH240/710G	670	710	360	386	Tr 750x7	45	G1/4	12	15	153		153	HM 31/750	HM 30/670	MS 30/670
AOH 241/710	670	710	483	509	Tr 750x7	45	G1/4	12	15	209		209	HM 150 T	HM 30/670	MS 30/670
AH 30/750	710	750	300	316	Tr 800x7	50						156	HM 30/800	HM 30/710	MS 30/710
AOH 30/750	710	750	300	316	Tr 800x7	50	G1/4	15	15	156		156	HM 30/800	HM 30/710	MS 30/710
AH 31/750	710	750	425	441	Tr 800x7	60						236	HM 31/800	HM 30/710	MS 30/710
AOH 31/750	710	750	425	441	Tr 800x7	60	G1/4	15	15	236		236	HM 31/800	HM 30/710	MS 30/710
AH 32/750	710	750	540	556	Tr 800x7	65						317	HM 31/800	HM 30/710	MS 30/710
AOH 32/750	710	750	540	556	Tr 800x7	65	G1/4	15	15	317		317	HM 31/800	HM 30/710	MS 30/710
AOH 240/750	710	750	380	408	Tr 775x7	45	G1/4	11,5	15	170		170	HML 155 T	HM 30/710	MS 30/710
AOH240/750G	710	750	380	408	Tr 800x7	45	G1/4	12	15	170		170	HM 31/800	HM 30/710	MS 30/710
AOH 241/750	710	750	520	548	Tr 775x7	45	G1/4	12	15	240		240	HM 155 T	HM 30/710	MS 30/710
AOH241/750G	710	750	520	548	Tr 800x7	45	G1/4	12	15	244		244	HM 31/800	HM 30/710	MS 30/710
AH 30/800	750	800	308	326	Tr 850x7	50						200	HM 30/850	HM 30/750	MS 30/750



Abziehhülsen / Withdrawal sleeves

Artikelnr. Bearing No	Wellen-Ø Shaft-Ø	Dimensionen / Principal D imensions								Gewicht kg Weight kg	Demontagemutter Disassembling Nut	Sicherungsmutter Lock Nut	Sicherungsblech Tab Washer
		d	l	l1	G	B	G1	e	s				
Serie AH / Series AH													
AOH 30/800	750	800	308	326	Tr 850x7	50	G1/4	15	15	200	HM 30/850	HM 30/750	MS 30/750
AH 31/800	750	800	438	456	Tr 850x7	63				302	HM 31/850	HM 30/750	MS 30/750
AOH 31/800	750	800	438	456	Tr 850x7	63	G1/4	15	15	302	HM 31/850	HM 30/750	MS 30/750
AH 32/800	750	800	550	568	Tr 850x7	67				397	HM 31/850	HM 30/750	MS 30/750
AOH 32/800	750	800	550	568	Tr 850x7	67	G1/4	15	15	397	HM 31/850	HM 30/750	MS 30/750
AOH 240/800	750	800	395	423	Tr 830x7	50	G1/4	14	15	225	HMLL166T	HM 30/750	MS 30/750
AOH240/800G	750	800	395	423	Tr 850x7	50	G1/4	15	15	233	HM 31/850	HM 30/750	MS 30/750
AOH 241/800	750	800	525	553	Tr 830x7	50	G1/4	14,5	15	306	HMLL166T	HM 30/750	MS 30/750
AOH241/800G	750	800	525	553	Tr 850x7	50	G1/4	15	15	314	HM 31/850	HM 30/750	MS 30/750
AH 30/850	800	850	325	343	Tr 900x7	53				226	HM 30/900	HM 30/800	MS 30/800
AOH 30/850	800	850	325	343	Tr 900x7	53	G1/4	15	15	226	HM 30/900	HM 30/800	MS 30/800
AH 31/850	800	850	462	480	Tr 900x7	62				342	HM 31/900	HM 30/800	MS 30/800
AOH 31/850	800	850	462	480	Tr 900x7	62	G1/4	15	15	342	HM 31/900	HM 30/800	MS 30/800
AH 32/850	800	850	585	603	Tr 900x7	70				458	HM 31/900	HM 30/800	MS 30/800
AOH 32/850	800	850	585	603	Tr 900x7	70	G1/4	15	15	458	HM 31/900	HM 30/800	MS 30/800
AOH 240/850	800	850	415	445	Tr 875x7	50	G1/4	14	15	252	HML 175 T	HM 30/800	MS 30/800
AOH240/850G	800	850	415	445	Tr 900x7	50	G1/4	15	15	261	HM 31/900	HM 30/800	MS 30/800
AOH 241/850	800	850	560	600	Tr 900x7	60	G1/4	15	15	363	HM 31/900	HM 30/800	MS 30/800
AH 30/900	850	900	335	355	Tr 950x8	55				248	HM 30/950	HM 30/850	MS 30/850
AOH 30/900	850	900	335	355	Tr 950x8	55	G1/4	15	15	248	HM 30/950	HM 30/850	MS 30/850
AH 31/900	850	900	475	495	Tr 950x8	63				375	HM 31/950	HM 30/850	MS 30/850
AOH 31/900	850	900	475	495	Tr 950x8	63	G1/4	15	15	375	HM 31/950	HM 30/850	MS 30/850
AH 32/900	850	900	585	605	Tr 950x8	70				485	HM 31/950	HM 30/850	MS 30/850
AOH 32/900	850	900	585	605	Tr 950x8	70	G1/4	15	15	485	HM 31/950	HM 30/850	MS 30/850
AOH 240/900	850	900	430	475	Tr 950x8	55	G1/4	15	15	291	HM 31/950	HM 30/850	MS 30/850
AOH 241/900	850	900	575	620	Tr 950x8	60	G1/4	15	15	397	HM 31/950	HM 30/850	MS 30/850
AH 30/950	900	950	355	375	Tr 1000x8	55				279	HM30/1000	HM 30/950	MS 30/950
AOH 30/950	900	950	355	375	Tr 1000x8	55	G1/4	15	15	279	HM30/1000	HM 30/950	MS 30/950
AH 31/950	900	950	500	520	Tr 1000x8	62				422	HM31/1000	HM 30/950	MS 30/950
AOH 31/950	900	950	500	520	Tr 1000x8	62	G1/4	15	15	422	HM31/1000	HM 30/950	MS 30/950
AH 32/950	900	950	600	620	Tr 1000x8	70				527	HM31/1000	HM 30/950	MS 30/950
AOH 32/950	900	950	600	620	Tr 1000x8	70	G1/4	15	15	527	HM31/1000	HM 30/950	MS 30/950
AOH 240/950	900	950	467	512	Tr 1000x8	55	G1/4	15	15	335	HM31/1000	HM 30/950	MS 30/950
AOH 241/950	900	950	605	650	Tr 1000x8	60	G1/4	15	15	443	HM31/1000	HM 30/950	MS 30/950